



PACIFIC LOGISTICS GROUP

— *PLG China Facilities*
– *Suzhou*

Building Facility

Building Location

Location Map

Address: Jiangsu Province, Suzhou Industrial Park,
No. 66 Shuangma Street , North Gate, Building 3, China 215127



Building Driveway



Office Facility

Office & Meeting room


Main Lift Lobby




Side Entrance



Level 1 & 2 Office



Level 2 Conference Room



Level 3 Pantry



Warehouse Facility

Floor plans, size and warehouse type

PPE Room






Warehouse Overview



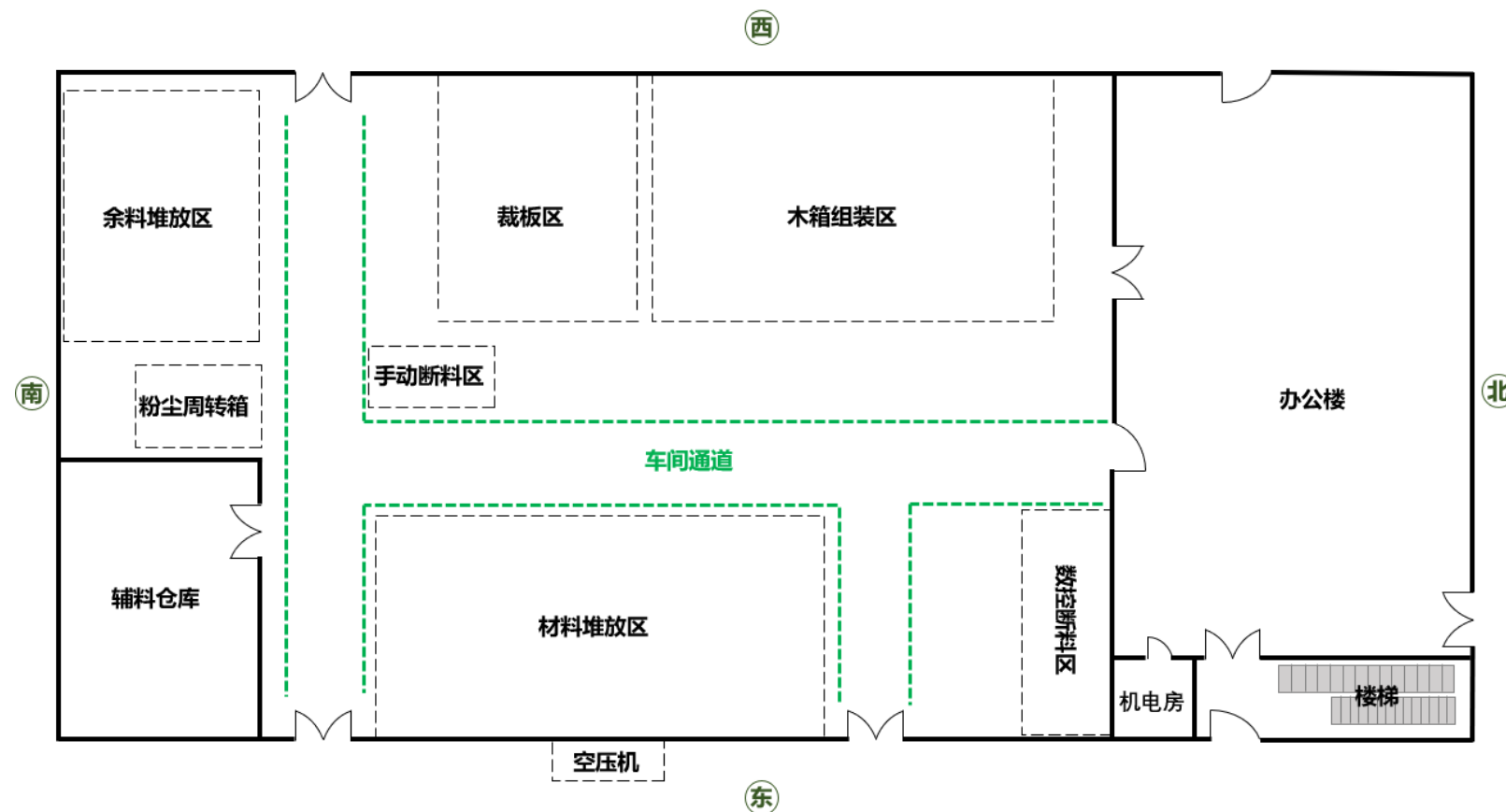
AREA	FLOOR LOADING KN/M2	FLOOR TO CEILING HT. (M)	FLOOR AREA SQF
2100	5KN/M2	19	1500

Level 1 Interior View



Level 1 Layout

Floor Plan:



Certification & Awards

Certification & Awards

Singapore-Sichuan Trade and Investment Committee (SSTIC) Certificate



2020 Suzhou awarded third place for Most Influential Logistics Company



Suzhou factory received Wood Processing Factory Benchmark Award for Suzhou Industrial Park



Thank You!



plg-logistics.com